

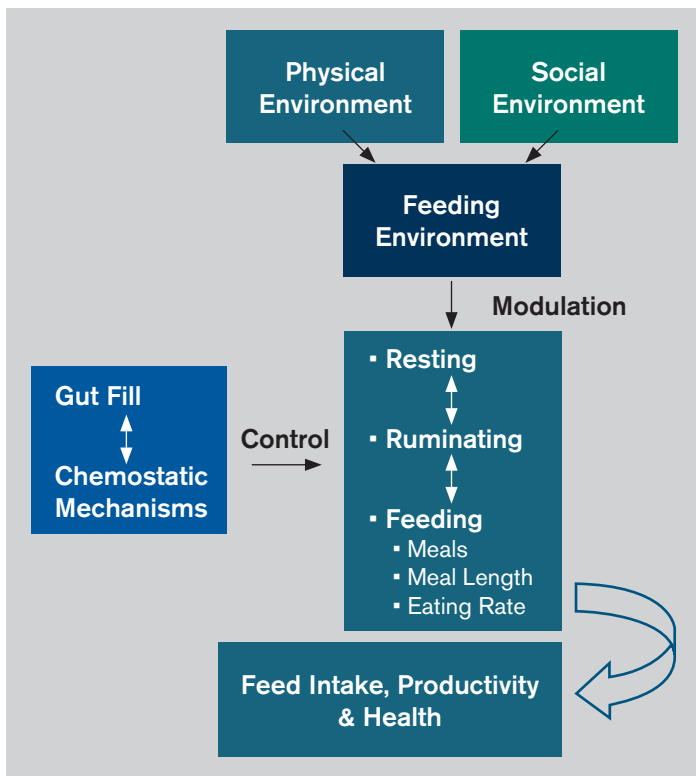


# Economic Benefits of Improved Cow Comfort

Rick Grant  
William H. Miner  
Agricultural Research Institute  
Revised April 2015

**NOVUS**<sup>®</sup>  
SOLUTIONS SERVICE SUSTAINABILITY™

Figure 1. Cow comfort: The “Big Picture”



## PURPOSE OF THIS REVIEW

The primary purpose of this review is to summarize what is known about the impact of improved cow comfort on economically important responses in dairy cattle such as feed intake, milk production, reproduction and health. Knowing the economic consequences of good or poor cow comfort should generate motivation for farmers and industry professionals to improve it.

Several sources of information have been used. When available, peer reviewed literature has been referenced. However, considerable information is also found in scientific abstracts, conference proceedings and other non-peer reviewed publications. It is safe to say that much less is known about the short- and long-term health and productive responses than is known about behavioral responses to cow comfort. We can easily observe the negative effects of poor cow comfort on commercial farms every day, but in many cases scientifically controlled studies are lacking.

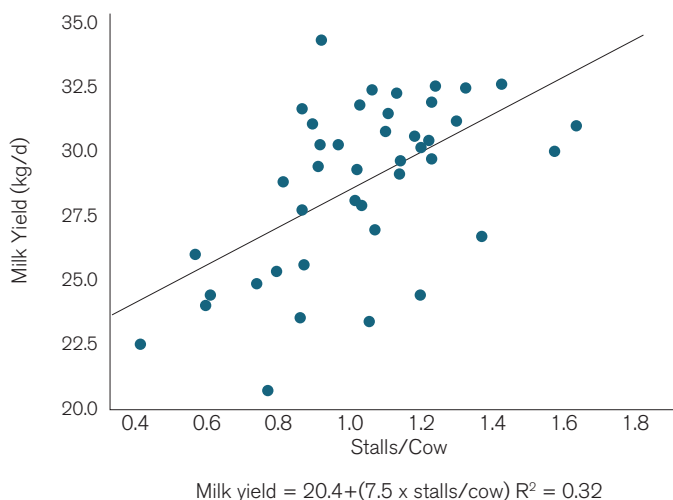
## COW COMFORT: THE “BIG PICTURE”

Cow comfort is a function of the cow’s management environment. The management environment is comprised of both a physical and a social component which taken together define the feeding environment (Figure 1). The cow’s management environment influences her ability to practice her natural time budget behaviors. Ultimately, an optimal environment combined with proper nutrition will ensure her time budget needs are met and her feeding behavior and feed intake are optimized, resulting in greater productivity and health. The interactions among feeding, resting and rumination are critical to cow comfort. An integration of gut fill and physiological mechanisms control feed intake and productivity, but the management environment exerts a tremendously powerful modulatory effect on the cow’s behavioral and performance responses to diet.

## MANAGEMENT ENVIRONMENT AND HERD PERFORMANCE

Quantitative measurement of the “management” environment: Bach et al. (2008) evaluated 47 dairy herds with similar genetics fed the same total mixed ration (TMR). Mean daily milk yield across these dairy farms was 65 pounds per cow with a range of 45 to 74 pounds per day. Non-dietary factors (i.e. management) explained 56 percent of the variation in milk yield not attributable to diet in this data set. The most important management factors were age at first calving, presence or absence of feed refusals, whether feed was pushed up or not and number of free stalls per cow. Herds that fed for feed refusals averaged 64.1 versus 60.6 pounds per day, and herds that practiced routine feed push up averaged 63.7 versus 55.0 pounds per day of milk.

Figure 2. Relationship between milk yield (kg/d) and stall stocking density (stalls/cow) (Bach et al., 2008).



Ensuring feed availability was associated with about four to eight pounds per day more milk - not many management factors will have such a dramatic impact on cow performance.

In the same study, stall stocking density alone explained about 32 percent of the variation in milk yield among these farms. Figure 2 illustrates the relationship between stalls per cow and milk yield observed by Bach et al. (2008). It is extraordinary that only one factor, such as stall stocking density, could explain this much of the variation in milk yield across these farms. Of course ample stall availability does not ensure high milk yield, but it is interesting to note that below about 0.8 stalls per cow (or 120 to 125 percent stocking density), there were no high producing herds.

This study provides us with an excellent quantitative measure of the effect of the “management environment.” Providing adequate access to feed and stalls provides the foundation of good cow comfort and greater productivity.

**Cow Comfort Economics:** Stalls per cow (1.7 pounds per 0.1 stall availability), feeding for refusals (+3.5 pounds per cow), and feed push-ups (+8.7 pounds per cow) are all positively related to herd milk production. Management environment is just as important as nutrition!

## TIME BUDGET OF A DAIRY COW

The 24 hour time budget (Figure 3) represents the net behavioral response of a cow to her social and physical environment (Grant, 2004). Deviations from benchmarked behavioral routines reflect departures from natural behavior and may serve as a basis for estimating dry matter intake (DMI), performance, health and economic losses due to inadequate management strategies.

Dairy cows at approximately 100 percent stocking density in free stall housing spend three to five hours per day feeding, consuming nine to 14 meals per day. In addition, they ruminate seven to 10 hours per day, spend approximately 30 minutes per day drinking, two to three hours per day outside the pen for milking and other management practices and require approximately 10 to 12 hours per day of lying time (Grant and Albright, 2001). There are three important management considerations regarding time budgets:

Figure 3. 24 hour time budget of a dairy cow.

- 5.0 h/d eating
- 12-14 h/d lying (resting)
- 2.0-3.0 h/d standing, walking, grooming, agonistic, idling
- 0.5 h/d drinking
- 20.5-21.5 h/d total needed
- **2.5-3.5 h “milking” = 24 h/d**

- Approximately 70 percent of the cow’s day is spent eating and/or resting, so we cannot afford to get it wrong
- There are only 24 hours in a day
- Consequently, the cow only has, on average, 2.5 to 3.5 hours per day to spend outside the pen and away from the feed, water and stalls. If we force the cow to spend more than about 3.5 hours per day outside the pen, then she will need to give up something – typically feeding and/or resting. *Every farmer should know how long their cows spend outside the pen.*

Recently, Gomez and Cook (2010) have shown how time outside the pen during milking and lameness interact to affect the cow’s daily time budget. For example, lameness score 3 cows (1 to 3 scale) with a mattress stall base may only be outside the pen for approximately 0.5 to 1.5 hours per day and still meet their requirement for 11 to 12 hours per day resting time (based on Figure 3 with mattress systems in Gomez and Cook, 2010). In contrast, lameness score 1 (healthy) cows can stay outside the pen from two to four plus hours per day and meet their resting requirement. At some point, it becomes impossible to meet time budgeting requirements with lame cows. If they can only be outside the pen for 0.5 hours per day, for instance, then realistically there is not enough time for milking even twice daily.

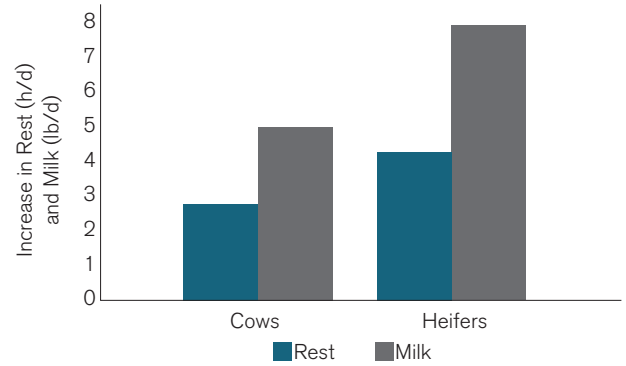
Common ways to disturb time budgets on-farm include:

- excessive time outside the pen
- mixing primi- and multiparous cows
- overcrowding and resulting excessive competition
- greater than one hour per day in headlocks, especially fresh cows
- short pen stays during transition period – i. e. “social turmoil”
- inadequate exercise
- uncomfortable stalls
- inadequate feed availability

And the list could continue further...

Time budgeting as a concept is easy to grasp. But, farmers often ask if time away from the pen really matters to the cow in any measurable way. In an on-farm case study, Matzke (2003) observed the effect of three versus six hours per day outside the pen. Pen size was adjusted versus parlor capacity to manipulate time outside the pen for milking. Mixed primi- and multiparous cows (30:70 ratio) at 100 percent stocking density of stalls and feed bunk were observed for 14 day periods. As much as possible, factors other than time outside the pen were kept constant. Figure 4 shows that cows gained over two hours per day of rest and nearly five pounds per day of milk when they were outside the pen for only three versus six hours per day. Incredibly, first calf heifers gained four hours per day of rest and eight pounds per day more milk. So, there appear to be short-term effects of time budgeting on milk yield that are associated with changes in resting activity. Failure to meet time budget needs may also affect long-term health status of the cow, such as lameness. In fact, the long-term economic consequences of poor time budgeting may outweigh any shorter term changes in milk yield. Espejo and Endres (2007) found prevalence of lameness in 53 high-producing pens on 50 dairy farms was most highly associated with greater time outside the pen.

Figure 4. Increases in resting time (h/d) and milk yield (lb/d) when time spent outside of the pen was 3 h/d versus 6 h/d (Matzke, 2003).



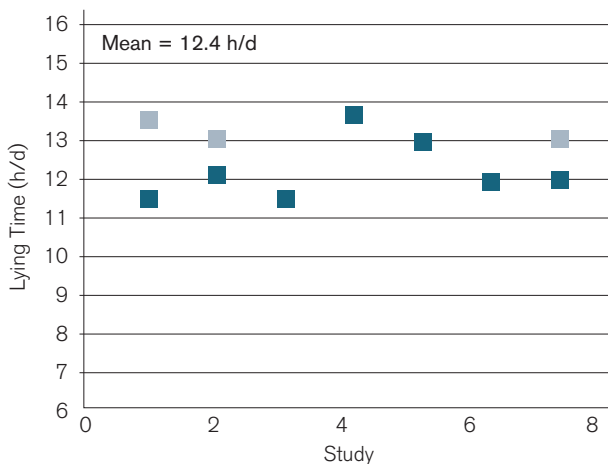
Recent on-farm data collected for high-producing cows from 40 herds in the northeastern U.S. and 39 herds in the western U.S. indicate an average time outside the pen of 4.8 and 3.9 hours per day in each region respectively (von Keyserlingk et al., 2012). Across the two regions, time outside the pen ranged from 2.3 to 7.7 hours per day.

**Cow Comfort Economics:** Minimizing time outside the pen is the key to optimal time budgeting. Meeting the time budget requirement for resting may result in greater milk yield (five to eight pounds per day more) and lower prevalence of lameness.

## COWS HAVE STRONG BEHAVIORAL NEED TO REST

The dairy cow appears to have a strong behavioral need for adequate rest. Dairy cattle are highly motivated to lie down for approximately 12 hours per day (Grant, 2004; Munksgaard et al., 2005; Cook et al., 2005; Drissler et al., 2005; Fregonesi et al., 2007; Gomez and Cook, 2010). Additionally, Jensen et al. (2005) found an inelastic demand for rest of 12 to 13 hours per day for dairy heifers approximately three months pregnant. Figure 5 illustrates the measured average resting times for cows in these studies (mean 12.4 hours per day).

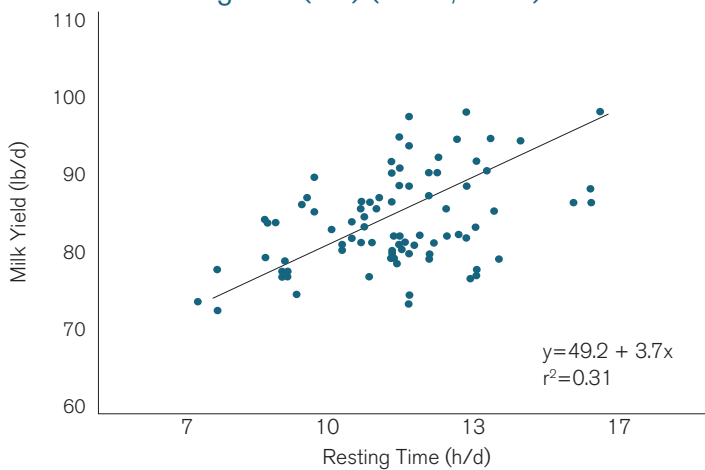
Figure 5. Average lying times (h/d) of Holstein cows from seven studies (adapted from: Jensen et al., 2005; Munksgaard et al., 2005; Cook et al., 2005; Drissler et al., 2005; Fregonesi et al., 2007; Bewley et al., 2010; Gomez and Cook, 2010).



The measured range in resting time for lactating Holstein cows of varying milk yield, days in milk, and body condition score was 4.1 to 17.1 hours per day (Bewley et al., 2010). The range reflects both cow and environmental factors. Norrington et al. (2010) found the latency to sleep (defined as lying inactive, not ruminating, or neck relaxed) after lying down was shorter for higher producing versus lower producing cows. Cows with high milk production needed to eat longer and so their total lying time was shorter than for lower producing cows, but they fell asleep sooner within a lying bout. It appears that high-producing cows maximize how efficiently they use resting time.

Lying behavior takes precedence over eating and social behavior when opportunities to perform these behaviors are restricted (Munksgaard et al., 2005). Physiological function, health, productivity and longevity are impaired when the resting requirement is not met. Cows with restricted lying time have greater serum cortisol and lower growth hormone concentrations, impaired hoof health and locomotion and sometimes lower milk yield (Munksgaard and Lovendahl, 1993; Singh et al., 1993; Grant, 2004; Cooper et al., 2007; Calamari et al., 2009; Bécotte et al., 2013).

Figure 6. Relationship between milk yield (lb/d) and resting time (h/d) (Grant, 2007).



This overriding importance of rest to the productivity and health of the dairy cow has been termed “Vitamin R.”

The data in Figure 6 are from a series of studies conducted at Miner Institute (Grant, 2007). The observations are primarily from healthy (non-lame) cows at a similar stage of lactation and we can see there is a range in resting time from seven to 17 hours per day. There is considerable variation in milk yield versus resting time, but nonetheless there is a positive relationship. The slope of the best-fit line through this data indicates that, for every additional hour of resting time a cow achieves, there is a milk response of approximately 3.7 pounds. Consideration of other studies would indicate that approximately two pounds per day would be associated with an hour extra resting time (Albright and Arave, 1997).

Van Eerdenburg et al. (2013) also found a significant positive correlation ( $r = 0.33$ ) between free stall comfort and milk yield, with greater comfort being associated with higher milk production.

**Cow Comfort Economics:** Proposed rule of thumb: there will be two to 3.5 pounds per cow more milk whenever cow comfort is improved resulting in one more hour of resting time.

## RESTING AND FEEDING BEHAVIOR ARE CONNECTED

Lying behavior is a high priority for cattle after even relatively short periods of lying deprivation (Munksgaard et al., 2005). Cows will sacrifice feeding in an effort to recoup lost resting time. Consequently, environmental factors that interfere with resting may also reduce feeding behavior. Metz (1985) evaluated cow response when access to either resting stalls or the feed manger was prohibited. Cows attempted to maintain a fixed amount of lying time, and their well being was impaired when lying time was restricted for several hours daily. An additional 1.5 hours per day standing time was associated with a 45 minute reduction in feeding time. A similar relationship was observed by Batchelder (2000) where cows experiencing a stocking density of 130 percent of stalls and headlocks preferred lying in free stalls rather than feeding post-milking and spent more time in the alley waiting to lie down rather than feeding.

A review of published studies indicates that, for rest deprivation ranging between two and four hours per day, there was a 30 to 58 percent compensation following the rest deprivation. The associated reduction in feeding time has ranged between 32 and 45 minutes per day (Metz, 1985; Hopster et al., 2002; Cooper et al., 2007). Lying-deprived cows had reduced time spent feeding during the actual period of lying deprivation as well as after the deprivation.

**Cow Comfort Economics:** When cows are chronically deprived of adequate resting opportunity, they will also lose feeding time and potential for feed consumption in a 3:1 ratio.

From the data in these papers, it appears that cows sacrifice approximately one minute of eating time for each 3.5 minutes of lost rest. If this relationship represents a long-term, chronic behavioral adaptation to environments that restrict resting time, then we need to adjust expected feeding time and its predicted effect on DMI.

## STALL COMFORT AND COW COMFORT

A clean, dry and comfortable resting place is associated with greater resting time, better health and improved productivity. The effect of stall comfort on productivity is illustrated by the study of Calamari et al. (2009) who compared four free stall bases: sand, straw, rubber mat and mattress. Over the eight weeks of the study, cows resting on the sand stall maintained milk yield while cows resting on the other three alternative beds steadily lost milk yield with an 1.6 pounds per day advantage for sand during the final three weeks of the study. This lost milk yield was associated with a loss in resting time. Another study (Ruud et al., 2010) evaluated 305-d milk production and stall softness in 1,923 dairy farms in Norway. For all parities (1, 2, 3 and >3) softer stalls were associated with higher milk production. Table 1 summarizes these data with the 1 to 5 (5 is softest) scoring of the stalls based on a standard method for measuring stall softness.

Although sand is considered the “gold standard” for a stall base, there is considerable variability in acceptability and comfort among alternative beds. The best comparative work was done by Wagner-Storch et al. (2003) who compared sand stalls with a foam mattress, rubber crumb mattress, waterbed, solid rubber mat, or concrete with sawdust (Table 2). All of their studies were carried out in understocked conditions to allow cows unimpeded access to the stall of their choice. As expected, sand was most preferred and had the greatest cow comfort index (CCI), but note how close the foam mattress was to sand. Rubber crumb mattresses and waterbeds were intermediate. The point here is that, if sand is not an option, then do not assume that all other beds will be equivalent. There are meaningful differences among alternative stall bases in comfort, acceptability and also how quickly they compress and become hard with time.

Recommended dimensions for free stalls have generally increased over the past five to 10 years with Canadian, and later Wisconsin, researchers leading the way (Cook and Nordlund, 2004). Table 3 summarizes the current recommendations of the University of Wisconsin veterinary group who are leaders in this area. Note the larger dimensions recommended compared with the traditional, and much smaller, recommended dimensions.

Make smart bedding decisions: Tucker et al. (2009) summarized results of several studies that had measured the lying response to varying amounts of bedding. Certainly, cows prefer more compressible (i.e. softer) lying surfaces. Figure 7 summarizes the relationship between resting time and additional bedding material for sawdust, chopped straw and sand. Using this information, we can begin to fine-tune our recommendations for adjusting bedding strategies on-farm and prediction of potential change in lying time

**Figure 7. Relationship between resting time and additional bedding material for sawdust, chopped straw, and sand.**

- **Cows prefer more compressible (softer) lying surface**
- +3 min/d lying time for each additional 2 lb sawdust shavings
  - 6-52 lb/stall: +1.1 h/d lying
- +12 min/d lying time for each additional 2 lb straw
  - 2-15 lb/stall: +1.2 h/d lying
- +12 min/d lying time for each additional 1/2 inch of sand

**TABLE 1.**  
305-d milk production (lb) by parity from 1923 Norwegian farms with different stall softness (Ruud et al., 2010).

Parity	Concrete (1)	Rubber (2)	Soft Mat (3)	Multi-Layer (4)	Mattress (5)
1	13,338 <sup>a</sup>	13,369 <sup>a</sup>	13,572 <sup>b</sup>	14,106 <sup>d</sup>	13,746 <sup>c</sup>
2	15,255 <sup>b</sup>	15,048 <sup>a</sup>	15,649 <sup>c</sup>	16,139 <sup>e</sup>	15,893 <sup>d</sup>
3	16,086 <sup>a</sup>	15,997 <sup>a</sup>	16,498 <sup>b</sup>	16,744 <sup>c</sup>	16,788 <sup>c</sup>
>3	15,767 <sup>a</sup>	15,811 <sup>a</sup>	16,221 <sup>b</sup>	15,943 <sup>a</sup>	16,500 <sup>d</sup>
Mean	14,799 <sup>b</sup>	14,749 <sup>a</sup>	15,149 <sup>c</sup>	15,464 <sup>e</sup>	15,382 <sup>d</sup>

**TABLE 2.**  
Comparison of sand stalls with other stall base types as % occupied, % lying, and Cow Comfort Index (CCI) (Wagner-Storch et al., 2003).

Stall Base Type	Percent Occupied (Ranking)	Percent Lying (Ranking)	CCI (Ranking)
Sand	79% (3)	69% (1)	88% (1)
Foam mattress	88% (1)	65% (2)	85% (2)
Rubber crumb mat	84% (2)	57% (3)	68% (4)
Waterbed	62% (5)	45% (4)	74% (3)
Solid rubber mat	65% (4)	33% (5)	51% (6)
Concrete & sawdust	39% (6)	23% (6)	59% (5)

**TABLE 3.**  
Current recommendations for free stall dimensions (University of Wisconsin-Madison School of Veterinary Medicine).

Dimension (in)	1st Lac (1400 lb)	Mature (1600 lb)	Prefresh (1800 lb)
Total stall length facing wall	108	120	120
Head to head platform	204	216	216
Stall length (rear curb to brisket locator)	68-70	70-72	72
Stall width	48	50	54
Height of brisket locator	4	4	4
Neck rail height	48	50	50
Rear curb height	8	8	8

if more bedding is added to the stall. If we can predict the expected increase in lying time, then we can also estimate the potential change in milk production or possible feed intake.

Changes in stall design and management have been measured by researchers to increase or decrease lying time by as much as three to five hours per day. Bedding type, bedding moisture content, stall width and length, amount of bedding, neck rail placement, maintenance of bedding surface (avoiding “pot holes”), brisket locator use, and stocking density all will significantly influence lying time (Reich et al., 2010).

Impact of free stall renovations: What is the cost of stall renovation? What is the cost of not renovating? Despite the data that demonstrate a positive relationship between cow comfort and productivity and health, often farmers are reluctant to remodel existing facilities or to build new facilities with larger stall dimensions. Why? It is likely related to the fact the costs are known, but the potential cow response on any given farm is not.

At this point, no truly controlled research exists that quantifies the performance response to stall comfort (dimensions, bedding or maintenance of resting surface). One abstract (Cummins et al., 2005) described a study that compared 48 inches wide by 66 inches curb to brisket locator by 45 inches neck rail height versus 50 inches wide by 70 inches long by 50 inches neck rail height stall design (so-called 50-50 stall). The CCI was 50 percent for the smaller stall and 95 percent for the larger stall. Milk response averaged three pounds per cow per day more for cows using the larger stalls.

University of Wisconsin veterinary researchers have conducted a number of case studies in recent years designed to measure the response to improved cow comfort. Generally, baseline performance and health information was collected on a herd, a stall renovation was made to improve cow comfort and then herd response was followed for up to three years. Case studies have included converting mattress to sand or upgrading a mattress system. The commonality has been creating softer, larger stalls (Cook, 2006). A summary of these case studies indicates that payback on investment ranged from 0.5 to three years (average 1.9 years). Most renovations were done at a reasonable cost and in most cases the farmers provided some or all of the labor. The observed benefits (across four case studies described by Cook, 2006) of stall improvement were:

- Greater milk yield (three to 14 pounds per cow per day)
- Lower turnover rates (-6 to -13 percent)
- Lower somatic cell count (-37,000 to -102,000)
- Less lameness (-15 to -20 percent)

**Cow Comfort Economics:** Improving the comfort of a stall should improve milk yield, reduce culling rate, lower somatic cell count and improve lameness status of the herd. Little controlled research exists, but we cannot ignore the consistently positive case studies.

## FEEDING ENVIRONMENT AND COW COMFORT

When cattle are grouped, some competition at the feed bunk is inevitable. Even with unlimited access to feed, cows will interact in ways that give some an advantage over others (Olofsson, 1999). Consequently, the management goal is not to eliminate competition, but rather to control it. Three characteristics describe the natural feeding behavior of dairy cows (Albright and Arave, 1997):

- Allelomimetic: cows like to feed together
- Crepuscular: cows like to feed early in the morning and early in the evening
- Competitive: competition at the feed bunk is inevitable, with the 60 minutes following fresh feed delivery being a time of greatest competition for feed

Cows have a naturally aggressive feeding drive and willingly exert greater than 500 pounds of force against the feed barrier in an attempt to reach the feed while eating (Hansen and Pallesen, 1998). To put this in perspective, 225 pounds of force is enough to cause tissue damage. The best working definition of “aggressive feeding drive” – cows will injure themselves in an attempt to eat if we do not properly manage the feeding system to ensure feed accessibility. Factors that must be optimized to encourage aggressive feeding activity and optimal dry matter intake include:

- Adequate bunk space or manger space per cow
- Feed barrier and headlocks
- Manger surface and height
- Accessibility of feed to cow (reach distance and time available)
- Alley width, floor behind the feed manger
- Stall comfort and adequate resting time

What stimulates feeding behavior? The big three factors are:

- Delivery of fresh feed
- Feed push-up with pushing up being more important during the day rather than at night
- Milking

**TABLE 4.**  
Summary of recent research on frequency of TMR delivery (FF/d) and cow response.

Reference	FF/d	Eating Time %	DMI %	Milk %	Rest %
DeVries et al. (2005)	1 vs 2x	+3.5	-2.0	NR	-.08
	2 vs 4x	+4.6	-3.0	NR	0
Mantysaari et al. (2006)	1 vs 5x	+7.0	-4.8	-1.0	-12.1
Phillips and Rind (2001)	1 vs 4x	+11.0	-6.3	-4.7	-8.6
Nikkhah et al. (2011)	1 vs 4x	NS	-5.2	-2.5	NS

Frequency of total mixed ration (TMR) delivery: The biggest driver of feeding is delivery of fresh TMR according to the University of British Columbia research group (DeVries et al., 2005). Table 4 summarizes recent research on frequency of TMR delivery and cow response. Greater feeding frequency may improve ruminal fermentation, rumination time and feeding time, but feeding four to five times per day

also seems to reduce lying time and dry matter intake. So, do not overdo feeding frequency of TMR. Even if increased frequency of TMR feeding improves efficiency, it may not be desirable if it also reduces resting time.

However, delivery of feed twice a day is an improvement over once daily delivery. Sova et al. (2013) found that twice versus only once daily feeding of TMR resulted in more feed availability throughout the day, less sorting against long particles, and increased DMI by 3.1 pounds per day and milk yield by 4.4 pounds per day. Overall, there was a significant improvement in efficiency of milk production.

Recent research has shown that a positive response to greater feeding frequency is more noticeable during heat stress conditions (Hart et al., 2014). Diets with large amounts of water added would either dry out or begin to heat in warm environments, which may reduce intake. Time of day that feeding occurs, especially in hot climates, clearly changes intake patterns and totals. Equipment and labor availability may need to be adjusted to reduce feeding frequency. Some of the positive reports related to increasing feeding frequency may be overcoming some of these other management limitations. For example, diets that are very dry and subject to sorting and heating (from added water) may result in increased feed intake when fed multiple times per day. Once or twice daily feeding is preferred under most conditions. In hot environments, twice daily feeding (40 percent in early morning, 60 percent in evening) is warranted and recommended.

Feed push up strategy: One to two hours post-feeding is the most competitive time when we ordinarily observe the most displacements at the feed bunk. Effective feed push-up strategy is critical for ensuring feed is within easy reach of the cow and is a function of the number of times per day and when the feed push up occurs. A study conducted at University of Arizona (Armstrong et al., 2008) evaluated the effect of feed push up each half-hour for the first two hours after feed delivery or only once per hour during these first two hours. The cows were fed three times per day in the study. Otherwise, the cows were managed similarly in the two treatment groups. Table 5 summarizes the effect of these two feed push-up strategies on cow performance. When feed was pushed up twice per hour, cows consumed similar DMI but produced four pounds per day more milk and were 10 percent more efficient with no impact on resting activity. Overall, this research highlights the importance of when feed is pushed up (i.e. when cows are most actively eating and pushing feed back).

**TABLE 5.**  
Effect of feed push-up strategy on lactation performance and resting activity (Armstrong et al., 2008).

Item	1x/h	2x/h
DMI, lb/d	41.4	40.1
Milk, lb/d	61.3 <sup>b</sup>	65.3 <sup>a</sup>
Milk/DMI, lb/lb	1.48 <sup>b</sup>	1.63 <sup>a</sup>
Lying in stall, % of cows	45.3	43.8

**Cow Comfort Economics:**  
Optimizing the feeding environment will promote aggressive feeding behavior and greater dry matter intake which translates into more milk production (for Holsteins, one pound of dry matter intake translates into two pounds of milk).



Feed refusals and amount of feed offered: For competitive feeding situations, each two percentage unit increase in feed refusals is associated with a 1.3 percent increase in sorting (Sova et al., 2013). Likewise, milk/DMI decreases by 3 percent for each 1 percent increase in sorting. For the individually fed cow (as in a tie stall), sorting may occur throughout the day, but by 24 hours cows will consume a ration very similar to that which was offered (Maulfair and Heinrichs, 2013).

A key question is: how long can the feed bunk be empty? We know the cow's motivation to eat increases markedly after only three hours without feed (Schutz et al., 2006). In addition, when feed access time is restricted by 10 hours per day, from 8:00 pm to 6:00 am, DMI is reduced by 3.5 pounds per day coinciding with twice as many displacements at feeding (Collings et al., 2011). When this temporal feed restriction is combined with overcrowding (1:1 or 2:1 cows per feeding bin) there is a 25 percent increase in feeding rate during the first two hours after feed delivery (i.e. slug feeding). Matzke and Grant (2002) compared zero versus six hours per day of a functionally empty bunk from about midnight to 6:00 am. When the feed restriction was corrected, milk yield increased by 7.9 pounds per day, there was 1.8 times greater lying in the stalls, and two times more feeding at the bunk.

Finally, here are several well-known feeding management recommendations that could translate into one additional pound of dry matter intake (Grant and Albright, 2001):

- Resurfacing a pitted manger surface
- Adjusting manger height to approximately six inches above standing surface if it is too low
- Ensuring accessibility of feed with timely push-ups and availability at least 21 hours per day
- Bunk space of 24 to 30 inches per cow
- Alley width behind the feed manger of 14 feet

The perfect dining experience: Based on current research, here is the recommended environment for most economical feeding of lactating dairy cattle:

- Adequate access to stalls
- Feed available on demand
- Consistent feed quality and quantity along length of feed bunk
- Bunk stocking density  $\leq 100$  percent (24 inches per cow)
- TMR fed twice daily
- Half-hour feed push-ups for two hours post-feeding
- 3 percent feed refusal target
- Bunk empty no more than three hours per day (ideally not at all)

## RUMINATION ECONOMICS

Rumination is an innate behavioral need of dairy cattle (Lindstrom and Redbo, 2000) and they exhibit stereotypes when it is inhibited. Rumination facilitates digestion, particle size reduction, and subsequent passage from the rumen thereby promoting dry matter intake. Rumination also increases saliva secretion and improves rumen function by buffering. When ruminating, whether lying or standing, cows are quiet and relaxed, with heads down and eyelids lowered. Cows prefer to ruminate while lying down (Cooper et al., 2007) with rumination occurring in about 80 percent of resting bouts. Consequently, poor management that impairs lying time may also reduce rumination. Total sleep time in cattle is short, and rumination provides the physiological rest and rejuvenation provided by sleep (Ewbank, 1978). Rumination is positively related to feeding time and DMI – following periods of high feed intake, cows spend more time ruminating, usually after a four hour lag. Restricting DMI reduces rumination: a 2.2 pound decrease in DMI was associated with a 44 minute per day reduction in rumination (Metz, 1975).

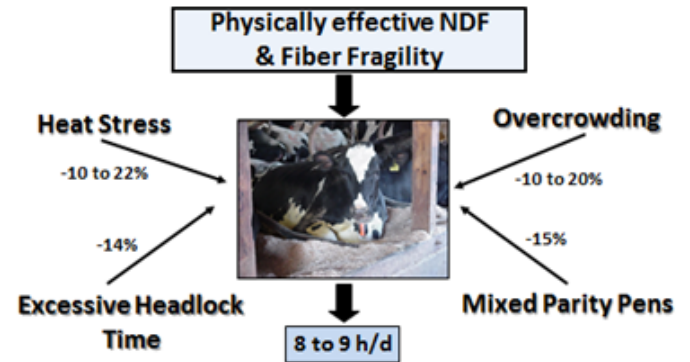
Cows voluntarily control rumination and stop when disturbed. Under acute and chronic stress environments, rumination is often depressed. Figure 8 illustrates several key components of the management environment that will reduce the cow's expected rumination response to dietary fiber, fiber fragility, and particle size. Although research needs to be conducted, if rumination is chronically depressed by 10 to 20 percent due to a poor management environment, then we can logically predict compromised rumen function and greater risk for associated problems such as sub-acute acidosis and poor digestive efficiency, lameness, and lower milk component output.

Cows ruminate for approximately 450 to 550 minutes per day and a decrease in rumination time is often a good sign something is negatively affecting rumen function and cow well-being. Rumination is highly sensitive to cow well-being. Rumination often responds to a stressor 12 to 24 hours sooner than traditionally observed measures such as elevated temperature or other clinical signs, depressed feed intake or reduced milk yield.

Recently, on-farm systems have become available to monitor rumination along with other behaviors such as activity. Consequently, monitoring rumination to enhance the comfort and well-being of dairy cattle should become increasingly important. Monitoring and acting on rumination data will help dairy farmers:

- Find and breed cows in estrus
- Detect health problems earlier such as metabolic disorders, mastitis, and lameness
- Identify nutritional and management issues before they become larger problems
- Modify traditional fresh cow checks with less disturbance of cows and time in headlocks, less labor, and more focus on high risk cows
- Change treatment and culling decisions: a cow can be monitored after treatment to decide whether it is working or not.

Figure 8. Physically effective NDF and fiber fragility drive rumination, but a poor management environment can substantially reduce rumination.



**Cow Comfort Economics:** Rumination is highly sensitive to changes in dietary peNDF and fiber digestibility, cow health and well-being. Its use as a routine on-farm monitoring tool is expected to grow since it will allow earlier identification of problems and timelier, cost-effective intervention.

## STOCKING DENSITY AND COW COMFORT

Overstocking reduces the cow's ability to practice natural behaviors. But, overstocking improves economic returns on facility investments. The USDA National Animal Health Monitoring Service survey of free stall dairy farms reported that 58 percent of dairy farms provide less than the recommended 24 inches per cow of bunk space and 43 percent provided less than one stall per cow (USDA, 2010). Most recently, 60 percent of high-producing groups in the northeastern and western U.S. were found to have feed bunk stocking densities in excess of 100 percent (von Keyserlingk et al., 2012). So, overstocking is a pervasive challenge for managing for optimal cow comfort. We know that social and group dynamics along with facility design influence the cow's response to stocking density.

**Feeding behavior:** Dry matter intake is a function of the number of meals times meal length times feeding rate. Ordinarily, the management goal is to encourage more meals with a slower feeding rate. But, with limited access to feed and the resulting increased competition, cows actually consume fewer meals with a greater rate of feeding. In a chronic situation, this feeding pattern may lead to poor rumen health and reduced feed efficiency.

As stocking density within a pen increases, the frequency of aggressive interactions increases, cows spend less time lying down and more time standing outside the free stall, they consume feed up to 25 percent faster and take less time to lie down after milking (Fregonesi et al., 2007; Hill et al., 2009). Dominant cows typically have the highest priority at the feed bunk whenever there is a competitive situation at feeding although dominant cows are not necessarily the highest milk producers. Competition at the feed bunk is responsible for 88 percent of displacements indicating that gaining access to feed is a high priority for cows. Competitive success by dairy cows at the feed bunk varies according to each cow's motivation to eat. In addition to altered feeding behavior, overstocking may also suppress rumination activity, lower milk fat percentage and increase somatic cell count under some conditions (Batchelder, 2000; Krawczel et al., 2008; Hill et al., 2009).

In the future, a fundamental management challenge will be how we effectively accommodate individual cow behavioral needs while managing them in a group setting. There may be an important role for so-called precision technologies to meet this challenge.

The nature of this challenge is illustrated by the data shown in Table 6. In this study, subordinate cows were given a choice between two feeds: one feed was low palatability fed alone, and the other was a high palatability feed, but the cow had to consume it in the presence of a dominant cow.

The space between the heifer and the dominant cow was 30, 24, 18, or 12 inches. With limited bunk space (12 or 18 inches per cow) subordinate cows mostly chose to eat the low palatability feed alone. And, even with recommended or greater bunk space (24 or 30 inches per cow) about 42 percent of heifers still chose to eat alone – even if it meant consuming the lower palatability feed.

What do these results mean for commercial dairy farms and the challenge we have when feeding group-housed cattle with a range in dominance level? Ensuring that we satisfy the individual cow's needs becomes even more important when we realize cows will forsake better quality feeds in an effort to avoid negative social interactions with a dominant cow.

Resting behavior: Figure 9 illustrates the relationship between stall stocking density and resting time based on a summary of published data (Wierenga and Hopster, 1990; Matzke and Grant, 2002; Winkler et al., 2003; Fregonesi et al., 2007; Hill et al., 2009; Krawczel et al., 2008, 2009, 2010). Although there is considerable variation among studies, it appears that, beyond 120 percent stocking rate, every study found a reduction in resting time.

Milk composition and quality: Hill (2006) found that as stall stocking density increased from 100 to 142 percent milk fat percentage was reduced and somatic cell count increased (summarized in Table 7). In fact, overstocked cows ate 25 percent faster and ruminated one hour per day less which explained the reduction in milk fat test. Overstocked cows also experience a greater pathogen load in the environment, have greater teat end exposure to pathogens and may experience immune suppression. All of these responses could explain the observed effect on milk quality. Stocking density does not cause a change in milk components in all studies and we need to better understand under what conditions it will alter milk characteristics. It is possible there is a diet and stocking density interaction. One could easily imagine a diet higher in unsaturated fatty acids or marginal in physically effective NDF would more readily result in changes in milk components at higher stocking densities.

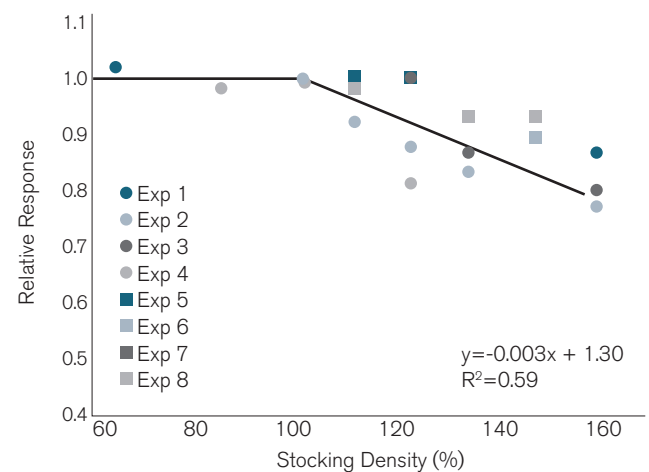
Reproduction: Caraviello et al. (2006) evaluated data from 153 farms in an effort to identify factors of greatest significance in influencing reproductive performance. Surprisingly, bunk space in the breeding pen rose to the top. These researchers found that as bunk space decreased from 24 to 12 inches per cow, percentage of cows pregnant by 150 days in milk decreased from 70 to 35 percent. Additionally, Schefers et al. (2010) noted reduced conception rates with higher stocking densities. Given the value of a pregnancy of approximately \$278 this is an important, and overlooked, effect of overstocking on dairy cattle.

Table 8 summarizes the observed changes in cow behavior and the economic losses that may result due to overstocking.

**TABLE 6.** Feed bunk space affects where and what cows choose to eat (Rioja-Lang et al., 2012).

Space (in)	HPF Dominant	Equal Choice	LPF Alone
12	0	1	11
18	1	3	8
24	3	4	5
30	5	2	5

**Figure 9.** Relationship between stall stocking density (%) and resting time (Wierenga and Hopster, 1990; Matzke and Grant, 2002; Winkler et al., 2003; Fregonesi et al., 2007; Hill et al., 2009; Krawczel et al., 2008, 2009, 2010).



**TABLE 7.** Effect of increasing stall stocking density on milk fat (%) and somatic cell count (SCC; x1000/ml) (Hill, 2006).

	100%	113%	131%	142%
Milk fat (%)	3.84	3.77	3.77	3.67
SCC (x 1000/mL)	135	114	169	236

**TABLE 8.**

Observed changes in cow behavior and the economic losses that may result due to overstocking.

Changes in these behaviors:	May result in these economic losses:
<ul style="list-style-type: none"> <li>▪ Greater aggression &amp; displacements at feed bunk</li> <li>▪ Greater feeding rate</li> <li>▪ Reduced resting time</li> <li>▪ Increased idle standing in alleys</li> <li>▪ Decreased rumination</li> <li>▪ Subordinate (i.e. primiparous and lame cows) most affected</li> </ul>	<ul style="list-style-type: none"> <li>▪ Less milk yield</li> <li>▪ Lower milk fat</li> <li>▪ Greater SCC</li> <li>▪ More health disorders</li> <li>▪ Increased lameness</li> <li>▪ Fewer cows pregnant</li> </ul>

Figure 10 summarizes recommended stocking densities for stalls for close-up and fresh cows as well as other lactating cows. From the cow's perspective, the specific stocking density may be less important than her ability to access feed, water, and stalls in the quantity and quality required.

**Cow Comfort Economics:** The greatest economic consequence of overcrowding may be long-term health and reproduction consequences, although under some conditions changes in milk yield, milk quality and milk composition may occur. Approximately 120 percent stocking of stalls and feed bunk space appears to be a critical point beyond which resting is reduced and reductions in performance should be expected.

**Figure 10. Recommended stocking density based on current research.**

**Close-up and fresh cows:**

- **≤80% of bunk space (30 in/cow)**
- **Also a function of stall availability**

**Lactating cows:**

- **4-row barn: don't exceed 115-120% of stalls**
- **Mixed heifer & older cows: 100%**
- **6-row barn: 100% of stalls**

**Ensure access to feed, water, stalls**

## GROUPING CATTLE BY PARITY

There are numerous natural differences between primi- and multiparous cows. Heifers take smaller bites, eat more slowly and spend more time feeding. They are also typically less dominant and more easily displaced from the feed manger, stalls or water tank (Grant and Albright, 2001). Additionally, preliminary work at Miner Institute (Krawczel, 2007, unpublished) indicates heifers that are forced to lie in a stall known to be preferred by a dominant cow will actually ruminate up to 40 percent less than a heifer lying in a less preferred stall (see Table 9).

What are the possible long-term implications for this depression in rumination activity relative to sub-acute ruminal acidosis and its related consequences? Perhaps this effect of grouping strategy and natural cow preferences for certain stalls constitutes an overlooked reason why first calf heifers do not perform up to their genetic potential when they have to compete with older cows.

**TABLE 9.**

Rumination behavior of heifers lying in preferred vs. less preferred stall by a dominant cow (Krawczel, unpublished).

	Preferred	Less Preferred	P Value
Rumination time (min/d)	81.4	147.8	0.09
Percent resting time spent ruminating	35.2	58.4	0.05

Lactating primiparous cows may benefit from separate grouping (Grant and Albright, 2001; Østergaard et al., 2010). They have greater growth requirements, smaller body size, greater persistency of lactation and frequently a lower position in the group's dominance hierarchy (Grant and Albright, 2001). Phelps (1992) reported that separately grouped primiparous cows produced 1604 pounds more milk per lactation than those that had to compete with older cows in commingled groups. Grant and Albright (2001) reviewed the research on grouping dairy cattle by parity and concluded that when primiparous cows were separated from mature cows:

- Feeding time increased by 11.4 percent
- Meals per day increased by 8.5 percent

- Silage DMI increased by 11.8 percent
- Lying time increased by 8.8 percent
- Lying periods increased by 19 percent per day
- Milk yield increased by 9 percent

More recently, Bach et al. (2006) assessed primi- versus multiparous cows housed together in a robotic parlor system such that there was little competitive pressure for the feed and stall resources. Nonetheless, primiparous cows experienced greater loss of bodyweight and lower efficiency of fat corrected milk production (FCM/DMI) during the first 30 days in milk. In a follow-up report, the same research group found that primiparous cows had less drinking time, lower rumination activity and reduced milk fat percentage when commingled with older cows.

As manger space is reduced, dry matter intake (at least in the short term) is relatively unaffected for multiparous cows, but it is reduced for primiparous cows in commingled groups. Feeding rate increased as manger space was reduced for both parities, but the feeding rates were lower for primiparous cows and they did not increase to the same extent as for multiparous cows resulting in less intake (Figure 11; Grant et al., 2010).

Hill (2006) evaluated the impact of overcrowding commingled pens of primi- and multiparous cows (30:70 ratio) on milk production. The milk yield results are shown in Table 10. The main point here is that a modest increase in stocking density of stalls and headlocks from 100 to just 113 percent increased the difference in milk yield between multiparous and primiparous cows from 5.9 to 13.8 pounds per day. The loss in milk production with greater stocking density by the primiparous cows reflected reductions in resting and rumination activities.

**TABLE 10.** Impact of overcrowding on milk yield (lb/d) of multiparous vs. primiparous cows (Hill, 2006).

	Stocking Density			
	100%	113%	131%	142%
Multi-primiparous response				
Milk (lb/d)	+5.9	+13.8	+21.1	+14.9

**Cow Comfort Economics:** Commingling primiparous cows with older cows leads to loss of resting activity, rumination and milk yield. Plan on approximately 10 percent loss in milk. When stocking density is increased, the negative effect is even more pronounced even at low levels of overcrowding (such as 113 percent of stalls and headlocks).

## PHYSICAL ENVIRONMENT AND COW COMFORT

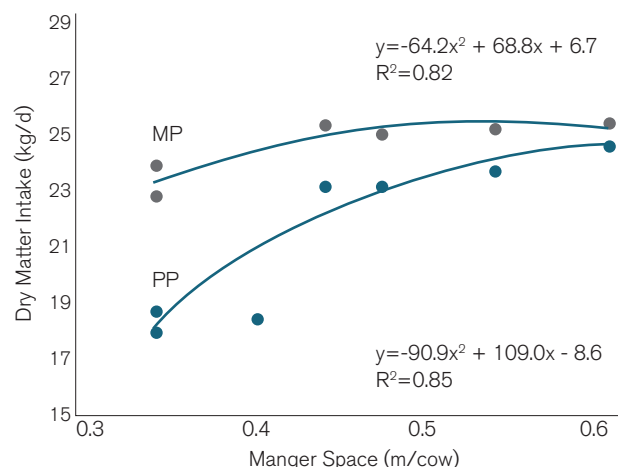
Components of the physical environment that influence cow comfort include: temperature, humidity, wind speed, degree of lot muddiness, standing time and distance walked (details in Tylutki et al., 2008). The effect of temperature and humidity (i.e. THI and heat stress) on lactating cow and growing heifer response has been extensively reviewed by West (2003). The primary goal of heat stress abatement is to allow the cow to practice normal feeding, resting and rumination behaviors in order to maintain, as nearly as possible, expected feed intake and productivity.

The impact of heat stress abatement on lactating cow comfort and productivity is well known. More recently, however, researchers have realized heat stress abatement during the dry period improves cow comfort during the transition period and subsequent lactational performance. Table 11 summarizes the influence of dry cow cooling on milk yield.

Dry cow cooling is clearly an overlooked opportunity to improve cow comfort and subsequent productivity.

Heat stress is associated with several important changes in cattle behavior. As air temperature increased from 78 to 104°F, feeding decreased by 46 percent, ruminating decreased by 22 percent, standing increased by 34 percent, drinking increased by 30 percent, and locomotion decreased by 19 percent (Tapki and Sahin, 2006). Higher producing

**Figure 11.** Influence of manger space (m/cow) on dry matter intake (kg/d) for multiparous (MP) and primiparous (PP) cows (Grant et al., 2010).



cows (>70 pounds per cow per day) were more sensitive to heat stress than lower producing cows, especially for resting and standing activity.

Body temperature mediates the cow's standing and lying response to varying conditions of heat stress. During heat stress conditions, core body temperature appears to control whether the cow lies down or stands, with the cow standing once core body temperature reaches approximately 102.0°F and then lying back down again once the temperature reaches approximately 100.9°F (Hillman et al., 2005).

The quickest way to get a heat-stressed cow to lie down is to cool her body temperature!

Recent research from Arizona (Collier et al., 2011) indicates high producing dairy cows begin to be negatively affected by heat stress at THI = 68 which is substantially less than traditionally thought. These authors have calculated an expected gain in milk yield of 2.5 to five pounds per cow per day for high producing cows if heat stress abatement begins at 68° rather than 72°F (article in 2/11/11 issue of *Dairy Herd Management* magazine). Cook et al. (2007) observed that, as THI increased from 56 to 74, lying time decreased from 10.9 to 7.9 hours per day, standing in alley increased from 2.6 to 4.5 hours per day, and drinking increased from 0.3 to 0.5 hours per day. Lameness score and claw lesions increased markedly and were associated with greater standing time, sporadic feeding and slug feeding. Lameness peaked approximately two months after temperatures peaked. Similar to Collier et al. (2011), they reported that activity of the cows shifted around a THI of 68 which supports the use of more aggressive heat stress abatement strategies than traditionally used.

**Cow Comfort Economics:** Heat stress abatement needs to begin at THI = 68, and to occur during the dry and the lactating phase. This will result in greater DMI and milk yield (average of more than 10 pounds per cow per day), less lameness and a better transition period. Cow comfort demands aggressive heat stress abatement!

## COW COMFORT AND LAMENESS

An economic analysis estimated each clinically lame cow costs the dairy producer approximately \$300 (Guard, 2002). Costs associated with lameness include:

- Decreased milk production (Warnick et al., 2001; Hernandez et al., 2002; Juarez et al., 2003)
- Reduced fertility (Sprecher et al., 1997)
- Increased culling risk (Booth et al., 2004)
- Treatment costs and increased labor requirements

Surveys indicate prevalence of lameness on dairies varies according to time of year, housing type and stall surface (Cook, 2003). Lameness prevalence was 21 percent during the summer and 24 percent during winter. Mean prevalence of lameness in free stall herds with non-sand stall surfaces (33.7 percent) was higher than free stall herds bedded with sand (21.2 percent). Tie stall herds with sand as the stall surface had less lameness (12.1 percent) compared with tie stalls using a non-sand surface (21.2 percent). Hernandez et al. (2002) found lame cows averaged only 17,122 pounds per cow per year versus non-lame cows (19,007 pounds per cow per year). Warnick et al. (2001) found cows lost between 1.8 and 2.6 pounds per day two weeks after becoming lame with the reduction in milk yield being worse for cows in

**TABLE 11.**

Summary of current research on the influence of dry cow cooling on milk yield (lb/d).

Study	Method	Milk (lb/d) of cows not cooled	Milk (lb/d) of cows cooled
Avendaño-Reyes et al., 2006 (Mexico; 56 DIM)	Fans and water spray (mist ring)	55.9 <sup>a</sup>	71.5
Urdaz et al., 2006 (CA; 60 DIM)	Add fans/shades to sprinklers over feed bunk	84.9 <sup>c</sup>	88
do Amaral et al., 2008 (FL; 42 DIM)	Fans and sprinklers	55.9 <sup>c</sup>	73.0
do Amaral et al., 2009 (FL; 140 DIM)	Fans and sprinklers	67.8 <sup>b</sup>	78.3
Adin et al., 2009 (Israel; 90 DIM)	Fans and foggers along feed bunk	86.2 <sup>c</sup>	90.9
Tao et al., 2010 (FL; 147 DIM)	Fans and sprinklers	69.5 <sup>b</sup>	80.3

<sup>a</sup>P ≤ 0.15, <sup>b</sup>P ≤ 0.10, <sup>c</sup>P ≤ 0.05

second or greater lactation. Lameness had a hazard ratio of leaving the herd two times that of a non-lame cow (Booth et al., 2004). Lameness had a 59 percent reduction in first service conception rates, a 125 percent increase in ovarian cysts and an 8.2 percent decrease in pregnancy rate (Melendez et al., 2002).

Clearly, lameness is a costly disease and reducing its incidence will have a very favorable impact on dairy profitability.

One of the most widely cited studies is shown in Table 12 (Juarez and Robinson, 2002). The data is from commercial dairy herds in California. The 1 to 5 lameness scale was described by Sprecher et al. (1997). In general, we see that greater lameness score results in less mobility, presumably reduced feed intake, and therefore lower milk production. Juarez et al. (2003) found both greater pen distance from the parlor and lameness reduced milk production.

Table 13 shows the impact of increasing stocking density of stalls and headlocks on milk yield of non-lame (score 1 and 2) versus lame (score 3 and 4) cows (Hill, 2006). At 100 percent stocking density, lame cows produced 9.4 pounds per day more milk than non-lame cows. But, when stocking density increased to only 113 percent of stalls and headlocks, there was a pronounced advantage for the sound cows. As stocking density increased further, the disparity in milk production became more dramatic. Clearly, lame cows are not competitive, and even modest overcrowding exacerbates the problem.

On the positive side, cows with locomotion problems can improve quickly when they are placed on better walking surfaces such as pasture. Hernandez-Mendo et al. (2007) found that the gait scores of lame cows improved by 0.22 units per week when they were kept on pasture compared with free stall housing.

**Cow Comfort Economics:** Lameness results in a loss of at least 5 percent and as much as 36 percent milk annually, greater culling rate and reduced fertility.

## COW-HUMAN INTERACTION

The most important factor in cow comfort is the human-cattle interaction (Berry, 2001), and the ideal personality type has been described as a confident introvert (Albright and Arave, 1997). In contrast, a confident extrovert typically manages just average milk production (Seabrook, 1984).

Considerable research has shown productive benefits of more gentle handling and vocalizations when cows are being milked, in terms of more milk production or less residual milk and it doesn't cost anything to be in a good mood when handling cows.

Pioneering work on the relationship between the farmer and his cattle was conducted in the UK by Seabrook in the 1970s and 1980s. In these earlier studies, cows produced 13 percent more milk when handled gently compared with aversive (i.e. rough) handling during milking. More recent research has found that simply the presence in the milking parlor of someone who had previously treated the cows aversively (not the milker) was associated with a 47 percent increase in residual milk. (Figure 12 (de Passillé and Rushen, 1999)). Generally, with pleasant handling rather than aversive, mean entry time into the milking parlor is shortened by 39 percent, flight distance is five times less (cows are less nervous and fearful), defecating in the parlor is six times less, and cows are much quicker to freely approach humans (Seabrook, 1994).

Interestingly, milk yield has been stimulated by about 3.6 percent when the milking team had more positive vocal as well as physical contact with the cows. Both aspects seem to be important – so, it really does pay to be calm and considerate when interacting with dairy cows.

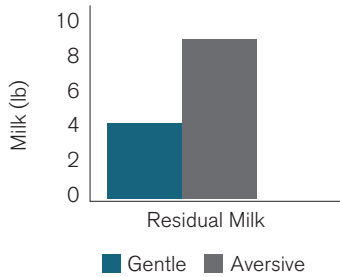
**TABLE 12.** Effect of lameness on dry matter intake and milk yield shown as percent reduction of parameters relative to cows with locomotion score of 1 (Juarez and Robinson, 2002).

Score	Dry Matter Intake	Milk Yield
1	0	0
2	1	0
3	3	5
4	7	17
5	16	36

**TABLE 13.** Impact of increasing stocking density on milk yield (lb/d) of non-lame vs. lame cows (Hill, 2006).

	100%	113%	131%	142%
Sound-lame				
Milk, lb/d	-9.4	+1.9	+16.7	+13.9

**FIGURE 12.**  
Effect of fear on residual milk (de Passillé and Rushen, 1999).



A study published in 2009 (Hanna et al., 2009) evaluated the relationship among personality traits and attitudes of the herdsman and cow productivity. In this study, the personality traits of agreeableness and conscientiousness were most strongly correlated to positive attitudes when working with cows. Three attitude traits – higher levels of empathy with the cow, good job satisfaction, and low negativity – were associated with higher milk yield. Another study (Kielland et al., 2010) found farmers with greater empathy toward dairy cattle had fewer cows with hock lesions related to poor housing design and cow management.

This research points toward an important relationship between fear and productivity of the cow. Increasingly, research tells us management that instills fear or compromises the cow's well-being is associated with lost performance.

In fact, a moderate relationship has been shown between flight distance of the cow and milk yield. When farmers consistently interact negatively with their cows, we see less production of milk, milk protein, and milk fat (Hemsworth et al., 2000). At the same time, milk cortisol is elevated which is reflective of a chronic stress response. This same study observed cows that were less fearful of their handlers had higher conception rates.

The bottom line here is that there are important economic consequences to how we handle our dairy cattle. Over a century ago, W. D. Hoard wrote, "The rule to be observed in this stable at all times, toward the cattle... is that of patience and kindness. A man's usefulness in a herd ceases at once when he loses his temper and bestows rough usage. Men must be patient. Cattle are not reasoning beings ... rough treatment lessens the flow (of milk). That injures me as well as the cow. Always keep these ideas in mind in dealing with my cattle."

As the research continues to accumulate, we see how right he was!

**Cow Comfort Economics:** Gentle treatment of cows, especially while in the parlor, results in 3.5 to 13 percent greater milk yield and is associated with up to about 2000 pounds per year greater milk production. Gentle handling approaches do not cost any more than aversive handling.

## REFERENCES

- Adin, G., A. Gelman, R. Solomon, I. Flamenbaum, M. Nikbachat, E. Yosef, A. Zenou, A. Shamay, Y. Feuermann, S. J. Mabweesh, and J. Miron. 2009. Effects of cooling dry cows under heat load conditions on mammary gland enzymatic activity, intake of food water, and performance during the dry period and after parturition. *Livestock Science* 124:189–195.
- Albright, J. L., and C. W. Arave. 1997. *The behavior of cattle*. CAB International. New York, NY.
- Armstrong, D. V., T. R. Bilby, V. Wuthironarith, W. Sathonghon, and S. Rungruang. 2008. Effect of different feed push-up schedule on milk production, feed intake and behavior in Holstein dairy cows. *Journal of Animal Science* 86:253 (Abstr.).
- Avendaño-Reyes, L., F. D. Alvarez-Valenzuela, A. Correa-Calderón, J. S. Saucedo Quintero, P. H. Robinson, and J. G. Fadel. 2006. Effect of cooling Holstein cows during the dry period on postpartum performance under heat stress conditions. *Livestock Science* 105:198–206.
- Bach, A., C. Iglesias, M. Devant, and N. Rafois. 2006. Performance and feeding behavior of primiparous cows loose housed alone or together with multiparous cows. *Journal of Dairy Science* 89:337–342.
- Bach, A., N. Valls, A. Sloans, and T. Torrent. 2008. Associations between nondietary factors and dairy herd performance. *Journal of Dairy Science* 91:3259–3267.
- Batchelder, T. L. 2000. The impact of head gates and overcrowding on production and behavior patterns of lactating dairy cows. Pages 325–330 in *Proceedings Dairy Housing and Equipment Systems. Managing and Planning for Profitability*. Natural Resource, Agriculture, and Engineering Service Publications 129. Camp Hill, PA.
- Bécotte, F., E. Vasseur, D. Lefebvre, A.-M. de Passillé, J. Rushen, D. B. Haley, and D. Pellerin. 2013. Effect of cow comfort on longevity on tie-stall farms in Eastern Canada. *Journal of Dairy Science* 96:532 (Abstr.)E-Suppl. 1.
- Berry, S.L. 2001. Milking the golden cow – her comfort. *Journal of the American Veterinary Medical Association* 219:1382–1386.



- Bewley, J. M., R. E. Boyce, J. Hockin, L. Munksgaard, S. D. Eicher, M. E. Einstein, and M. M. Schutz. 2010. Influence of milk yield, stage of lactation, and body condition on dairy cattle lying behaviour measured using an automated activity monitoring sensor. *Journal of Dairy Research* 77:1-6.
- Booth, C. J., L. D. Warnick, Y. T. Grohn, D.O. Maizon, C. L. Guard, and D. Janssen. 2004. Effect of lameness on culling in dairy cows. *Journal of Dairy Science* 87:4115-4122.
- Calamari, L., F. Calegari, and L. Stefanini. 2009. Effect of different free stall surfaces on behavioural, productive and metabolic parameters in dairy cows. *Applied Animal Behavior Science* 120:9-17.
- Caraviello, D. Z., K. A. Weigel, P. M. Fricke, M. C. Wiltbank, M. J. Florent, N. B. Cook, K. V. Nordlund, N. R. Zwald, and C. L. Rawson. 2006. Survey of management practices on reproductive performance of dairy cattle on large US commercial farms. *Journal of Dairy Science* 89:4723-4735.
- Collier, R. J., R. B. Zimelman, R. P. Rhoads, M. L. Rhoads, and L. H. Baumgard. 2011. A re-evaluation of the impact of temperature humidity index (THI) and black globe humidity index (BGHI) on milk production in high producing dairy cows. Pages 113-126 in *Proceedings of the Western Dairy Management Conference*. Reno, NV.
- Collings, L. K. M., D. M. Weary, N. Chapinal, and M. A. G. von Keyserlingk. 2011. Temporal feed restriction and overstocking increase competition for feed by dairy cattle. *Journal of Dairy Science* 94:5480-5486.
- Cook, N. B. 2003. Prevalence of lameness among dairy cattle in Wisconsin as a function of housing type and stall surface. *Journal of the American Veterinary Medical Association* 223:1324-1328.
- Cook, N. B. 2006. Extreme makeover: Freestall edition. *Proceedings of the VitaPlus Dairy Summit*, Lansing, MI.
- Cook, N. B., and K. V. Nordlund. 2004. Behavioral needs of the transition cow and considerations for special needs facility design. *Veterinary Clinics of North America Food Animal Practice* 20:495-520.
- Cook, N. B., T. B. Bennett, and K.V. Nordlund. 2005. Monitoring indices of cow comfort in free stall housed dairy herds. *Journal of Dairy Science* 88:3876-3885.
- Cook, N. B., R. L. Mentink, T. B. Bennett, and K. Burgi. 2007. The effect of heat stress and lameness on time budgets of lactating dairy cows. *Journal of Dairy Science* 90:1674-1682.
- Cooper, M. D., D. R. Arney, and C. J. C. Phillips. 2007. Two- or four-hour lying deprivation on the behavior of lactating dairy cows. *Journal of Dairy Science* 90:1149-1158.
- Cummins, K., L. Carlson, J. Grubbs, and B. Rickman. 2005. Effect of freestall size and type on use by lactating dairy cows. *Journal of Dairy Science* 88 (Suppl. 1):256. (Abstr.)
- de Passillé, A. M. B., and J. Rushen. 1999. Are you a source of stress or comfort for your cows? Pages 347-360 in *Advances in Dairy Technology*. Vol. 11. *Proceedings of Western Canada Dairy Seminar*, Edmonton, AB.
- DeVries, T. J., M. A. G. von Keyserlingk, and K. A. Beauchemin, 2005. Frequency of feed delivery affects the behavior of lactating dairy cows. *Journal of Dairy Science* 88:3553-3562.
- do Amaral, B. C., J. Hayen, E. E. Connor, S. Tao, and G. E. Dahl. 2008. Heat stress abatement for dry cows: Does cooling improve transition into lactation? *Journal of Dairy Science* 91(E-Suppl. 1):379 (Abstr.).
- do Amaral, B. C., E. E. Connor, S. Tao, J. Hayen, J. Bubolz, and G.E. Dahl. 2009. Heat-stress abatement during the dry period: Does cooling improve transition into lactation? *Journal of Dairy Science* 92:5988-5999.
- Drissler, M., M. Gaworski, C. B. Tucker, and D. M. Weary. 2005. Freestall maintenance: effects on lying behavior of dairy cattle. *Journal of Dairy Science* 88:2381-2387.
- Espejo, L. A., and M. I. Endres. 2007. Herd-level risk factors for lameness in high-producing Holstein cows housed in freestall barns. *Journal of Dairy Science* 90:306-314.
- Ewbank, R. 1978. Stereotypies in clinical veterinary practice. *Proceedings 1st World Congress on Ethology Applied to Zootechnics*. Ministry Agriculture, Grafias ORBE, Madrid, Spain, 1:499.
- Fregonesi, J. A., C. B. Tucker, and D. M. Weary. 2007. Overstocking reduces lying time in dairy cows. *Journal of Dairy Science* 90:3349-3354.
- Gomez, A., and N. B. Cook. 2010. Time budgets of lactating dairy cattle in commercial freestall herds. *Journal of Dairy Science* 93:5772-5781.
- Grant, R. J. 2004. Incorporating dairy cow behavior into management tools. Pages 65-76 in *Proceedings Cornell Nutrition Conference for Feed Manufacturers*, East Syracuse, NY. Cornell University, Ithaca, NY.

- Grant, R. J. 2007. Cows under pressure: What have we learned about stocking density and natural cow behavior? Section 4 in Proceedings 47th Annual New England Dairy Feed Conference and Ruminant Nutrition and Health Conference. West Lebanon, NH and Syracuse, NY.
- Grant, R. J., and J. L. Albright. 2001. Effect of animal grouping on feeding behavior and intake of dairy cattle. *Journal of Dairy Science* 84 (E Suppl.): E156-E163.
- Grant, R.J., T. Tylutki, and P. Krawczel. 2010. Modeling the influence of management on dry matter intake in dairy cattle. *Journal of Dairy Science* 93 (E-Suppl 1):468. (Abstr.)
- Guard, C. 2002. The importance of locomotion. Pages 32-34 in *Midwest DairyBusiness*. Nov. 2002.
- Hanna, D., I. A. Sneddon, and V. E. Beattie. 2009. The relationship between the stockperson's personality and attitudes and the productivity of dairy cows. *Journal of Animal Science* 3:5, pp.737-743.
- Hansen, K., and C. N. Pallesen, 1998. Dairy cow pressure on self-locking feed barriers at different positions. Pages 312-319 in Proceedings Fourth International Dairy Housing Conference, St. Louis, MO. American Society of Agricultural Engineers.
- Hart, K. D., B. W. McBride, T. F. Duffield, and T. J. DeVries. 2014. Effect of frequency of feed delivery on the behavior and productivity of lactating dairy cows. *Journal of Dairy Science* 97:1713-1724.
- Hemsworth, P. H., G. J. Coleman, J. L. Barnett, and S. Borg. 2000. Relationships between human-animal interactions and productivity of commercial dairy cows. *Journal of Animal Science* 78:2821-2831.
- Hernandez, J., J. K. Shearer, and D.W. Webb. 2002. Effect of lameness on milk yield in dairy cows. *Journal of American Veterinary Medical Association* 220:640-644.
- Hernandez-Mendo, O., M. A. G. von Keyserlingk, D. M. Veira, and D. M. Weary. 2007. Effects of pasture on lameness in dairy cows. *Journal of Dairy Science* 90:1209-1214.
- Hill, C. T. 2006. The effects of stocking rate, parity, and lameness on the short-term behavior of dairy cattle. M. S. Thesis. University of Vermont, Burlington.
- Hill, C. T., P.D. Krawczel, H.M. Dann, C. S. Ballard, R. C. Hovey, W. A. Falls, and R. J. Grant. 2009. Effect of stocking density on the short-term behavioural responses of dairy cows. *Applied Animal Behavior Science* 117:144-149.
- Hillman, P. E., C. N. Lee, and S. T. Willard. 2005. Thermoregulatory responses associated with lying and standing in heat stressed dairy cows. *Transactions of the American Society of Agricultural Engineers*. 48:795-801.
- Hopster, H., G. N. Hermans, B. Engel, and J. T. N. Van der Werf. 2002. Behavioural and physiological consequences of deprivation from nightly lying in dairy cows. Page 143 in Proceedings 36th International Congress International Society of Applied Ethology, Zan am Zee, The Netherlands.
- Jensen, M. B., L. J. Pederson, and L. Munksgaard. 2005. The effect of reward duration on demand functions for rest in dairy heifers and lying requirements as measured by demand functions. *Applied Animal Behavior Science* 90:207-217.
- Juarez, S. T. and P. H. Robinson. 2002. Impact of lameness on behavior and milk production of high producing multiparous Holstein cows. *Hoof Trimmers Association, Inc. Newsletter* 34:10-11.
- Juarez, S. T., P. H. Robinson, E. J. DePeters, and E. O. Price. 2003. Impact of lameness on behavior and productivity of lactating Holstein cows. *Applied Animal Behavior Science* 83:1-14.
- Kielland, C., E. Skjerve, O. Østerås, and A. J. Zanella. 2010. Dairy farmer attitudes and empathy toward animals are associated with animal welfare indicators. *Journal of Dairy Science* 93:2998-3006.
- Krawczel, P. D., C. S. Mooney, H. M. Dann, M. P. Carter, R. E. Butzler, C. S. Ballard, and R. J. Grant. 2008. Effect of alternative models for increasing stocking density on the lying behavior, hygiene, and short-term productivity of lactating Holstein dairy cattle. *Journal of Dairy Science* 91(E-Suppl. 1):401. (Abstr.)
- Krawczel, P. D., D. M. Weary, R. J. Grant, and M. A. G. von Keyserlingk. 2009. Effect of feed bin stocking density on the feeding and standing behavior of postpartum dairy cows. *Journal of Dairy Science* 92(E-Suppl. 1):141. (Abstr.)
- Krawczel, P. D., L. B. Klaiber, R. E. Butzler, L. M. Klaiber, C. S. Mooney, H. M. Dann, and R. J. Grant. 2010. Short-term overcrowding affects the lying and social behavior of lactating Holstein dairy cows. *Journal of Dairy Science* 93(E-Suppl. 1):789. (Abstr.)
- Lindstrom, T., and I. Redbo. 2000. Effect of feeding duration and rumen fill on behaviour in dairy cows. *Applied Animal Behavior Science* 70(2):83-97.

- Mäntysaari, P., H. Khalili, and J. Sariola. 2006. Effect of feeding frequency of a total mixed ration on the performance of high-yielding dairy cows. *Journal of Dairy Science* 89:4312-4320.
- Matzke, W. C. 2003. Behavior of large groups of lactating dairy cattle housed in a free stall barn. M.S. Thesis. University of Nebraska, Lincoln.
- Matzke, W. C., and R. J. Grant. 2002. Behavior of primi- and multiparous lactating dairy cattle in commingled groups. *Journal of Dairy Science* 85(Suppl. 1):372. (Abstr.)
- Maulfair, D. D., and A. J. Heinrichs. 2013. Effects of varying forage particle size and fermentable carbohydrates on feed sorting, ruminal fermentation, and milk and component yields of dairy cows. *Journal of Dairy Science* 96:3085-3097.
- Melendez, P., J. Bartolome, and A. Donovan. 2002. Relationship between lameness, ovarian cysts and fertility in Holstein cows. Page 339 in *Proceedings 12th International Symposium on Lameness in Ruminants*, Orlando, FL.
- Metz, J. H. M. 1975. Time patterns of feeding and rumination in domestic cattle. Ph.D. Dissertation. Agricultural University, Wageningen, The Netherlands.
- Metz, J. H. M. 1985. The reaction of cows to a short-term deprivation of lying. *Applied Animal Behavior Science* 13:301-307.
- Munksgaard, L., and P. Lovendahl. 1993. Effects of social and physical stressors on growth hormone levels in dairy cows. *Canada Journal of Animal Science* 73:847-853.
- Munksgaard, L., M. B. Jensen, L. J. Pederson, S. W. Hansen, and L. Matthews. 2005. Quantifying behavioural priorities – effects of time constraints on behaviour of dairy cows, *Bos Taurus*. *Applied Animal Behavior Science* 92:3-14.
- Nikkhah, A., S. M. Karimzadeh, B. Sorkhroo, S. Asghari, M. Avaz Khanloo, and L. Bahramkhani Zarrin Goli. 2011. Feeding frequency for individually fed early lactation cows: Enlightening the perplexing strategy. *Journal of Dairy Science* 94(E-Suppl. 1):370-371. (Abstr.)
- Norring, M., A. Valros, and L. Munksgaard. 2010. Milk yield affects time budgets in dairy cows. Page 72 in *Proceedings 44th Congress International Society of Applied Ethology Swedish University of Agricultural Sciences*, Uppsala, August 4-7.
- Olofsson, J. 1999. Competition for total mixed diets fed for ad libitum intake using one or four cows per feeding station. *Journal of Dairy Science* 82:69-79.
- Østergaard, S., P. T. Thomsen, and E. Burow. 2010. Separate housing for one month after calving improves production and health in primiparous cows but not in multiparous cows. *Journal of Dairy Science* 93:3533-3541.
- Phelps, A. 1992. Vastly superior first lactations when heifers fed separately. *Feedstuffs*. May 11:11-13.
- Phillips, C. J. C., and M. I. Rind. 2001. The effects of frequency of feeding a total mixed ration on the production and behavior of dairy cows. *Journal of Dairy Science* 84:1979-1987.
- Reich, L. J., D. M. Weary, D. M. Veira, and M. A. G. von Keyserlingk. 2010. Effects of sawdust bedding dry matter on lying behavior of dairy cows: a dose-dependent response. *Journal of Dairy Science* 93:1561-1565.
- Rioja-Lang, F. C., D. J. Roberts, S. D. Healy, A. B. Lawrence, and M. J. Haskell. 2012. Dairy cow feeding space requirements assessed in a Y-maze choice test. *Journal of Dairy Science* 95 3954–3960.
- Ruud, L. E., K. E. Boe, and O. Osteras. 2010. Associations of soft flooring materials in free stalls with milk yield, clinical mastitis, teat lesions, and removal of dairy cows. *Journal of Dairy Science* 93:1578-1586.
- Schefers, J. M., K. A. Weigel, C. L. Rawson, N. R. Zwald, and N. B. Cook. 2010. Management practices associated with conception rate and service rate of lactating Holstein cows in large, commercial dairies. *Journal of Dairy Science* 93:1459-1467.
- Seabrook, M. F. 1984. The psychological interaction between the stockman and his animals and its influence on performance of pigs and dairy cows. *The Veterinary Record* 115:84-87.
- Seabrook, M. F. 1994. Psychological interaction between the milker and the dairy cow. Pages 49-58 in *Proceedings of American Society of Agricultural Engineers 3rd International Dairy Housing Conference on Dairy Systems for the 21st Century*. Orlando, FL.
- Singh, S. S., W. R. Ward, J. W. Lautenbach, J. W. Hughes, and R. D. Murray. 1993. Behavior of first lactation and adult dairy cows while housed and at pasture and its relationship with sole lesions. *The Veterinary Record* 133:469-474.
- Sova, A. D., S. J. LeBlanc, B. W. McBride, and T. J. DeVries. 2013. Associations between herd-level feeding management practices, feed sorting, and milk production in freestall dairy farms. *Journal of Dairy Science* 96:1-12.

- Schutz, K., D. Davison, and L. Matthews. 2006. Do different levels of moderate feed deprivation in dairy cows affect feeding motivation? *Applied Animal Behavior Science* 101:253-263.
- Sprecher D. J, D. E. Hostetler, and J. B. Kaneene. 1997. A Lameness scoring system that uses posture and gait to predict dairy cattle reproductive performance. *Theriogenology* 47:1179 –187.
- Tao, S., J. W. Bubolz, B. C. do Amaral, M. J. Hayen, S. E. Johnson, and G. E. Dahl. 2010. Effect of heat stress during the dry period on mammary gland development of dairy cattle. *Journal of Dairy Science* 93 (E-Suppl. 1):483. (Abstr.).
- Tapki, I., and A. Sahin. 2006. Comparison of the thermoregulatory behaviours of low and high producing dairy cows in a hot environment. *Applied Animal Behavior Science* 99:1-11.
- Tucker, C. B., D. M. Weary, M. A. G. von Keyserlingk, and K. A. Beauchemin. 2009. Cow comfort in tie-stalls: Increased depth of shavings or straw bedding increases lying time. *Journal of Dairy Science* 92:2684–2690.
- Tylutki, T. P., D. G. Fox , V. M. Durbal, L. O. Tedeschi, J. B. Russell, M. E. Van Amburgh, T. R. Overton, L. E. Chase, and A. N. Pell. 2008. Cornell Net Carbohydrate and Protein System: a model for precision feeding of dairy cattle. *Animal Feeding Science Technology* 143:174-194.
- Urdaz, J. H., M.W. Overton, D. A. Moore, and J. E. P. Santos. 2006. Technical note: Effects of adding shade and fans to a feedbunk sprinkler system for preparturient cows on health and performance. *Journal of Dairy Science* 89:2000 2006.
- Van Eerdenburg, F. J. C. M., S. Vazquez-Flores, J. Saltijeral-Oaxaca, and E. N. Sossidou. 2013. Pages 36-38 in 16th International Society of Animal Hygiene Congress, Nanjing, China. May 5-9.
- von Keyserlingk, M. A. G., A. Barrientos, K. Ito, E. Galo, and D. M. Weary. 2012. Benchmarking cow comfort on North American free stall dairies: lameness, leg injuries, lying time, facility design, and management for high-producing Holstein dairy cows. *Journal of Dairy Science* 95:7399-7408.
- Wagner-Storch, A. M., R. W. Palmer, and D. W. Kammel. 2003. Factors affecting stall use for different freestall bases. *Journal of Dairy Science* 86:2253-2266.
- Warnick, L. D., D. Janssen, C. L. Guard and Y. T. Grohn. 2001. The effect of lameness on milk production in dairy cows. *Journal of Dairy Science* 84:1988-1997.
- West, J. W. 2003. Effects of heat-stress on production in dairy cattle. *Journal of Dairy Science* 86:2131-2144.
- Wierenga, H. K., and H. Hopster. 1990. The significance of cubicles for the behaviour of dairy cows. *Applied Animal Behavior Science* 26:309-337.
- Winkler, C., C. B. Tucker, and D. M. Weary. 2003. Effects of stall availability on time budgets and agonistic interactions in dairy cattle. Page 130 in *Proceedings 37th International Congress of the ISAE*. Abano Terme, Italy.

Novus International, Inc. ▪ 20 Research Park Dr. ▪ St. Charles, MO 63304 ▪ 1.888.906.6887 ▪ [www.novusint.com](http://www.novusint.com)

Products not available in all countries.

NOTICE: While the information contained herein ("Information") is presented in good faith and believed to be correct as of the date hereof, Novus International, Inc., does not guarantee satisfactory results from reliance upon such Information, disclaims all liability for any loss or damage arising out of any use of this Information or the products to which said Information refers and MAKES NO REPRESENTATIONS OR WARRANTIES, EITHER EXPRESS OR IMPLIED, OF MERCHANTABILITY, FITNESS FOR A PARTICULAR PURPOSE OR OF ANY OTHER NATURE WITH RESPECT TO THE INFORMATION OR PRODUCTS, except as set forth in Novus's standard conditions of sale. Nothing contained herein is to be construed as a recommendation to use any product or process in conflict with any patent, and Novus International, Inc., makes no representation or warranty, express or implied, that the use thereof will not infringe any patent.

® AGRADO and NOVUS are trademarks of Novus International, Inc. and are registered in the United States and other countries.  
 TM SOLUTIONS SERVICE SUSTAINABILITY is a trademark of Novus International, Inc.  
 © 2015 Novus International, Inc. All rights reserved.  
 LIT3242\_v4\_EN\_GLOBAL

**NOVUS**